

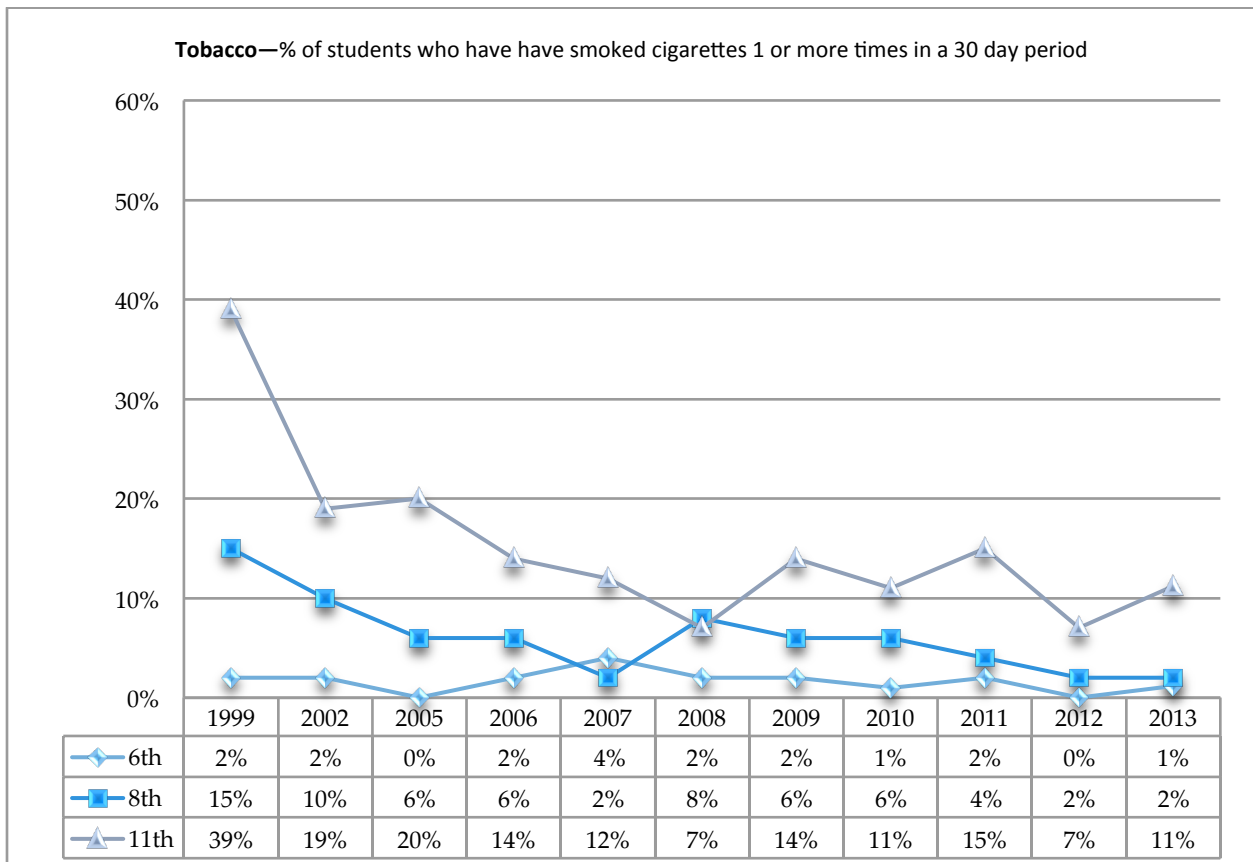
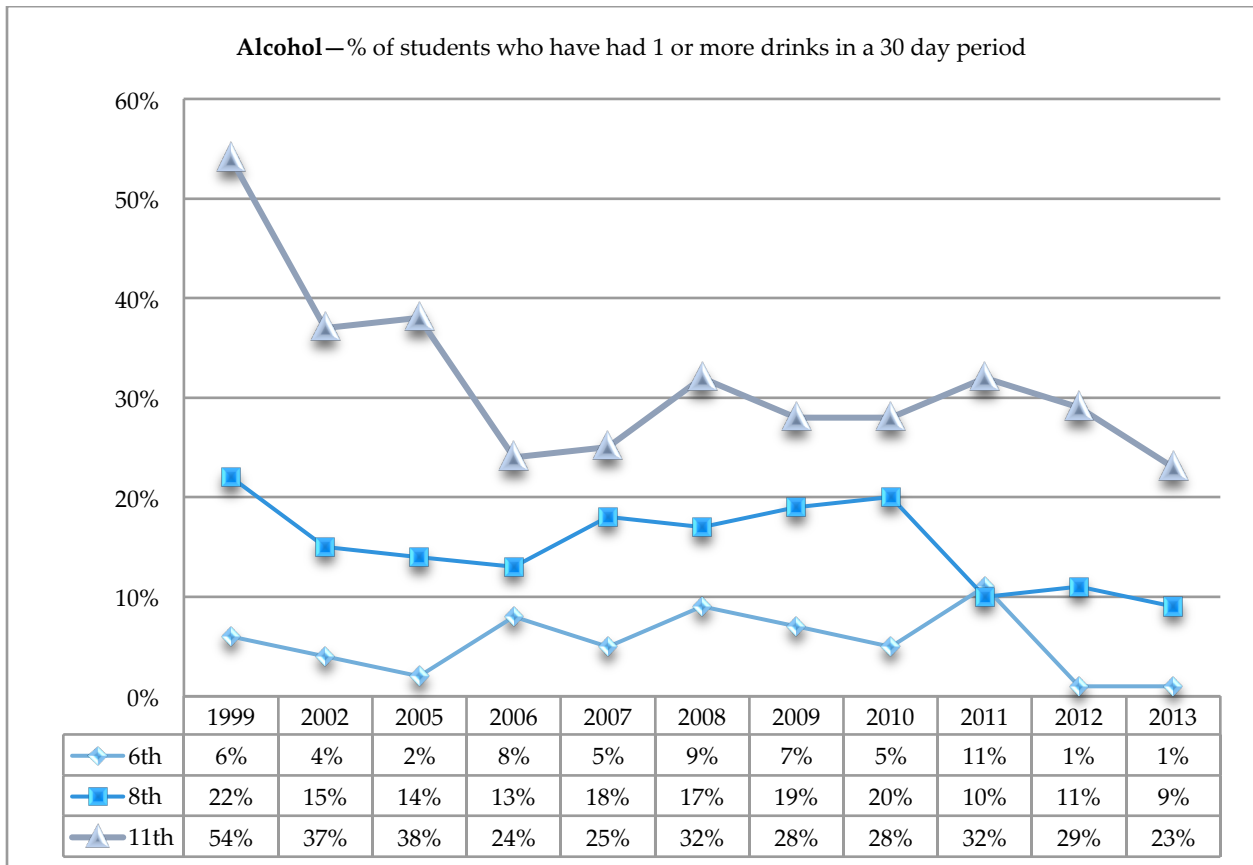
# 2013 Iowa Youth Survey Results

## Who took survey in 2013?

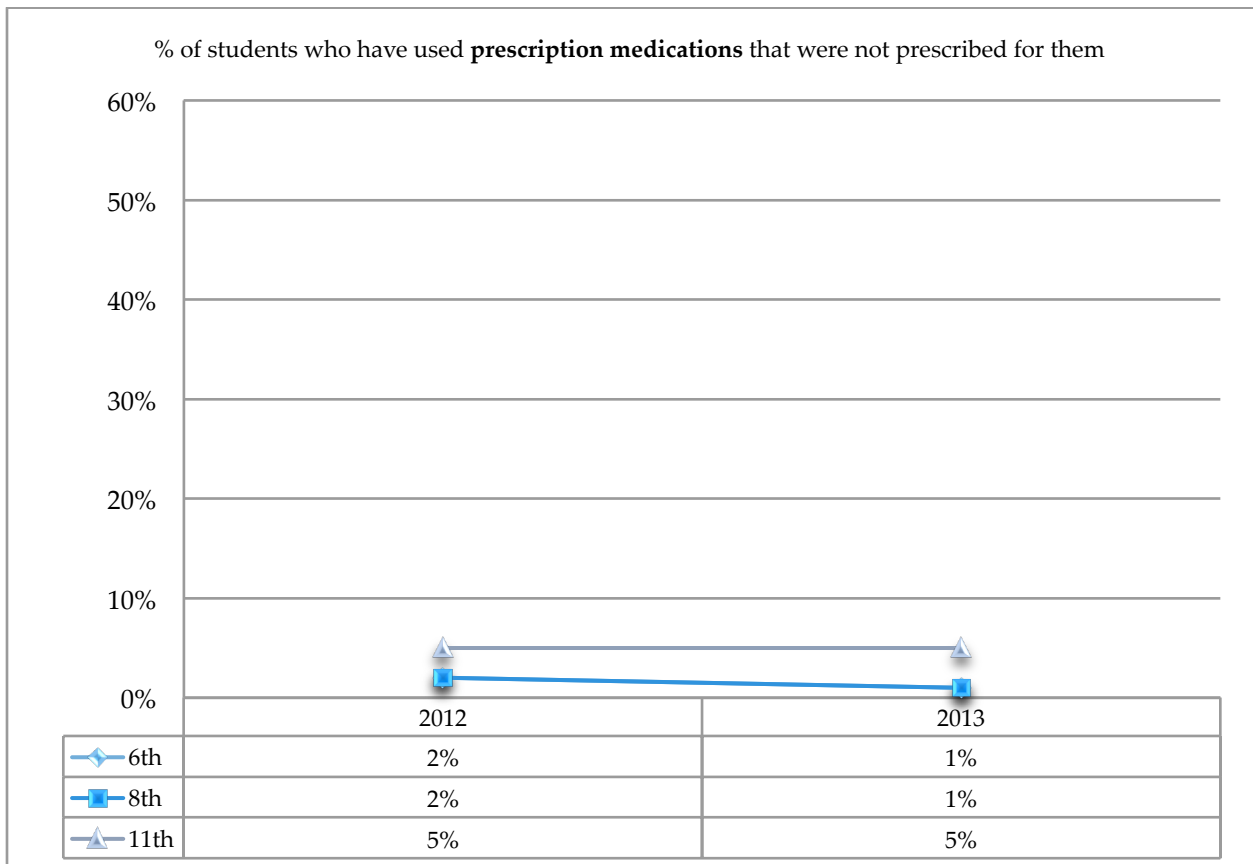
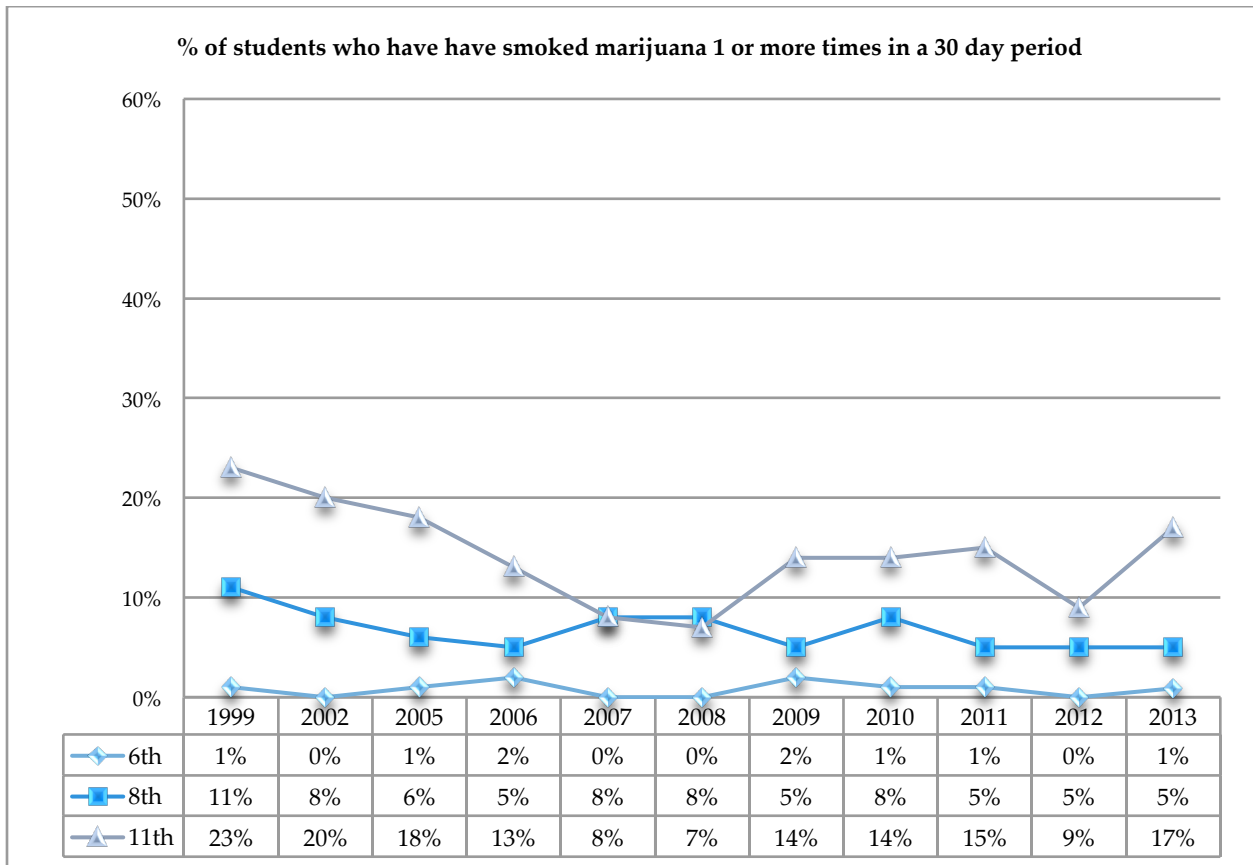
	<u>#</u>
<b>6th grade</b>	<b>335</b>
African American	20
Asian/Pacific Islander	13
Native American	6
Spanish/Hispanic	170
White	126
<b>8th grade</b>	<b>346</b>
African American	15
Asian/Pacific Islander	18
Native American	4
Spanish/Hispanic	154
White	160
<b>11th grade</b>	<b>284</b>
African American	16
Asian/Pacific Islander	20
Native American	5
Spanish/Hispanic	108
White	137
<b>All Grades</b>	<b>972</b>



## Trend Data—1



## Trend Data—2



## 30 day usage—1

During the past 30 days did you drink one or more drinks of an alcoholic beverage?

	No	Yes
<b>6th grade</b>	<b>99%</b>	<b>1%</b>
African American	100%	0%
Asian/Pacific Islander	100%	0%
Spanish/Hispanic	98%	2%
White	99%	1%
<b>8th grade</b>	<b>91%</b>	<b>9%</b>
African American	87%	13%
Asian/Pacific Islander	89%	11%
Spanish/Hispanic	87%	13%
White	96%	4%
<b>11th grade</b>	<b>77%</b>	<b>23%</b>
African American	75%	25%
Asian/Pacific Islander	85%	15%
Spanish/Hispanic	78%	22%
White	76%	24%
<b>All Grades</b>	<b>90%</b>	<b>100%</b>

During the past 30 days did you smoke part or all of a cigarette?

	No	Yes
<b>6th grade</b>	<b>99%</b>	<b>1%</b>
African American	100%	0%
Asian/Pacific Islander	100%	0%
Spanish/Hispanic	98%	2%
White	100%	0%
<b>8th grade</b>	<b>98%</b>	<b>2%</b>
African American	100%	0%
Asian/Pacific Islander	94%	6%
Spanish/Hispanic	98%	2%
White	98%	2%
<b>11th grade</b>	<b>89%</b>	<b>11%</b>
African American	88%	13%
Asian/Pacific Islander	100%	0%
Spanish/Hispanic	93%	7%
White	86%	14%
<b>All Grades</b>	<b>96%</b>	<b>100%</b>

## 30 day usage—2

During the past 30 days have you used marijuana or hashish?

	No	Yes
<b>6th grade</b>	<b>99%</b>	<b>1%</b>
African American	100%	0%
Asian/Pacific Islander	100%	0%
Spanish/Hispanic	99%	1%
White	100%	0%
<b>8th grade</b>	<b>95%</b>	<b>5%</b>
African American	87%	13%
Asian/Pacific Islander	94%	6%
Spanish/Hispanic	92%	8%
White	98%	2%
<b>11th grade</b>	<b>83%</b>	<b>17%</b>
African American	75%	25%
Asian/Pacific Islander	100%	0%
Spanish/Hispanic	87%	13%
White	79%	21%
<b>All Grades</b>	<b>93%</b>	<b>100%</b>

During the past 30 days have you used prescription drugs not prescribed to you?

	No	Yes
<b>6th grade</b>	<b>99%</b>	<b>1%</b>
African American	100%	0%
Asian/Pacific Islander	100%	0%
Spanish/Hispanic	99%	1%
White	99%	1%
<b>8th grade</b>	<b>99%</b>	<b>1%</b>
African American	100%	0%
Asian/Pacific Islander	100%	0%
Spanish/Hispanic	98%	2%
White	99%	1%
<b>11th grade</b>	<b>95%</b>	<b>5%</b>
African American	88%	13%
Asian/Pacific Islander	100%	0%
Spanish/Hispanic	94%	6%
White	96%	4%
<b>All Grades</b>	<b>98%</b>	<b>100%</b>

### 30 day usage—3

During the past 30 days have you used synthetic drugs like K2, Spice, or herbal incense?

	<u>No</u>	<u>Yes</u>
<b>6th grade</b>	<b>100%</b>	<b>0%</b>
African American	100%	0%
Asian/Pacific Islander	100%	0%
Spanish/Hispanic	100%	0%
White	99%	1%
<b>8th grade</b>	<b>99%</b>	<b>1%</b>
African American	100%	0%
Asian/Pacific Islander	100%	0%
Spanish/Hispanic	98%	2%
White	99%	1%
<b>11th grade</b>	<b>99%</b>	<b>1%</b>
African American	94%	6%
Asian/Pacific Islander	100%	0%
Spanish/Hispanic	100%	0%
White	99%	1%
<b>All Grades</b>	<b>99%</b>	<b>100%</b>





## Risk of Harm-1

How much do you think people risk harming themselves when they have five or more drinks of an alcoholic beverage once or twice a week?

	Great risk	Moderate risk	Slight risk	No risk
<b>6th grade</b>	<b>28%</b>	<b>25%</b>	<b>21%</b>	<b>26%</b>
African American	21%	47%	5%	26%
Asian/Pacific Islander	23%	31%	15%	31%
Spanish/Hispanic	31%	17%	23%	29%
White	24%	33%	21%	21%
<b>8th grade</b>	<b>28%</b>	<b>28%</b>	<b>27%</b>	<b>16%</b>
African American	20%	27%	27%	27%
Asian/Pacific Islander	18%	24%	24%	35%
Spanish/Hispanic	24%	21%	34%	21%
White	35%	37%	20%	8%
<b>11th grade</b>	<b>29%</b>	<b>34%</b>	<b>26%</b>	<b>10%</b>
African American	19%	56%	13%	13%
Asian/Pacific Islander	35%	30%	25%	10%
Spanish/Hispanic	31%	27%	29%	14%
White	29%	38%	26%	7%
<b>All Grades</b>	<b>29%</b>	<b>29%</b>	<b>25%</b>	<b>18%</b>

How much do you think people risk harming themselves if they smoke one or more packs of cigarettes per day?

	Great risk	Moderate risk	Slight risk	No risk
<b>6th grade</b>	<b>44%</b>	<b>21%</b>	<b>15%</b>	<b>20%</b>
African American	28%	22%	28%	22%
Asian/Pacific Islander	50%	17%	8%	25%
Spanish/Hispanic	45%	20%	13%	21%
White	45%	20%	16%	20%
<b>8th grade</b>	<b>49%</b>	<b>21%</b>	<b>14%</b>	<b>16%</b>
African American	47%	13%	20%	20%
Asian/Pacific Islander	28%	22%	11%	39%
Spanish/Hispanic	44%	18%	18%	20%
White	57%	24%	10%	9%
<b>11th grade</b>	<b>51%</b>	<b>26%</b>	<b>14%</b>	<b>9%</b>
African American	69%	13%	6%	13%
Asian/Pacific Islander	50%	30%	5%	15%
Spanish/Hispanic	48%	29%	14%	9%
White	51%	25%	17%	7%
<b>All Grades</b>	<b>48%</b>	<b>22%</b>	<b>14%</b>	<b>15%</b>

## Risk of Harm-2

How much do you think people risk harming themselves if they smoke marijuana once or twice a week?

	Great risk	Moderate risk	Slight risk	No risk
<b>6th grade</b>	<b>44%</b>	<b>20%</b>	<b>15%</b>	<b>21%</b>
African American	33%	28%	28%	11%
Asian/Pacific Islander	33%	33%	8%	25%
Spanish/Hispanic	43%	17%	16%	24%
White	49%	21%	11%	19%
<b>8th grade</b>	<b>37%</b>	<b>22%</b>	<b>19%</b>	<b>21%</b>
African American	27%	27%	27%	20%
Asian/Pacific Islander	13%	13%	31%	44%
Spanish/Hispanic	30%	18%	22%	31%
White	49%	27%	14%	10%
<b>11th grade</b>	<b>22%</b>	<b>18%</b>	<b>24%</b>	<b>36%</b>
African American	7%	20%	20%	53%
Asian/Pacific Islander	30%	20%	30%	20%
Spanish/Hispanic	20%	16%	24%	40%
White	24%	18%	24%	33%
<b>All Grades</b>	<b>35%</b>	<b>20%</b>	<b>19%</b>	<b>26%</b>

How much do you think people risk harming themselves if they use prescription drugs that are not prescribed to them?

	Great risk	Moderate risk	Slight risk	No risk
<b>6th grade</b>	<b>47%</b>	<b>18%</b>	<b>11%</b>	<b>24%</b>
African American	50%	22%	6%	22%
Asian/Pacific Islander	42%	25%	8%	25%
Spanish/Hispanic	44%	18%	12%	26%
White	51%	15%	12%	22%
<b>8th grade</b>	<b>45%</b>	<b>24%</b>	<b>14%</b>	<b>16%</b>
African American	47%	20%	20%	13%
Asian/Pacific Islander	29%	6%	35%	29%
Spanish/Hispanic	37%	25%	16%	23%
White	56%	26%	9%	9%
<b>11th grade</b>	<b>44%</b>	<b>28%</b>	<b>20%</b>	<b>8%</b>
African American	44%	19%	19%	19%
Asian/Pacific Islander	42%	16%	16%	26%
Spanish/Hispanic	41%	28%	21%	10%
White	46%	30%	20%	4%
<b>All Grades</b>	<b>46%</b>	<b>23%</b>	<b>15%</b>	<b>17%</b>

### Risk of Harm-3

How much do you think people risk harming themselves if they use synthetic drugs (like K2, Spice, herbal incense)?

	Great risk	Moderate risk	Slight risk	No risk
<b>6th grade</b>	<b>45%</b>	<b>20%</b>	<b>11%</b>	<b>24%</b>
African American	47%	32%	0%	21%
Asian/Pacific Islander	42%	33%	0%	25%
Spanish/Hispanic	44%	18%	13%	25%
White	48%	17%	12%	24%
<b>8th grade</b>	<b>42%</b>	<b>26%</b>	<b>14%</b>	<b>19%</b>
African American	60%	7%	13%	20%
Asian/Pacific Islander	24%	6%	29%	41%
Spanish/Hispanic	34%	26%	14%	26%
White	51%	29%	11%	9%
<b>11th grade</b>	<b>51%</b>	<b>25%</b>	<b>15%</b>	<b>8%</b>
African American	50%	25%	13%	13%
Asian/Pacific Islander	45%	25%	20%	10%
Spanish/Hispanic	44%	30%	12%	14%
White	58%	21%	17%	4%
<b>All Grades</b>	<b>46%</b>	<b>24%</b>	<b>13%</b>	<b>17%</b>



## Parental Disapproval-1

How wrong do your parents feel it would be for you to have one or two drinks of an alcoholic beverage nearly every day?

	<u>Very wrong</u>	<u>Wrong</u>	<u>A little bit wrong</u>	<u>Not at all wrong</u>
<b>6th grade</b>	<b>73%</b>	<b>14%</b>	<b>4%</b>	<b>8%</b>
African American	74%	5%	11%	11%
Asian/Pacific Islander	75%	17%	8%	0%
Spanish/Hispanic	70%	16%	4%	10%
White	78%	14%	2%	6%
<b>8th grade</b>	<b>66%</b>	<b>17%</b>	<b>8%</b>	<b>9%</b>
African American	60%	20%	7%	13%
Asian/Pacific Islander	56%	6%	22%	17%
Spanish/Hispanic	54%	22%	11%	13%
White	79%	13%	4%	4%
<b>11th grade</b>	<b>60%</b>	<b>23%</b>	<b>12%</b>	<b>5%</b>
African American	31%	50%	6%	13%
Asian/Pacific Islander	70%	20%	5%	5%
Spanish/Hispanic	57%	27%	11%	5%
White	63%	17%	15%	5%
<b>All Grades</b>	<b>67%</b>	<b>18%</b>	<b>8%</b>	<b>8%</b>

How wrong do your parents feel it would be for you to smoke tobacco?

	<u>Very wrong</u>	<u>Wrong</u>	<u>A little bit wrong</u>	<u>Not at all wrong</u>
<b>6th grade</b>	<b>80%</b>	<b>10%</b>	<b>3%</b>	<b>7%</b>
African American	74%	0%	16%	11%
Asian/Pacific Islander	82%	18%	0%	0%
Spanish/Hispanic	80%	10%	1%	10%
White	82%	10%	4%	4%
<b>8th grade</b>	<b>76%</b>	<b>11%</b>	<b>4%</b>	<b>9%</b>
African American	73%	7%	7%	13%
Asian/Pacific Islander	61%	17%	11%	11%
Spanish/Hispanic	68%	16%	5%	12%
White	85%	7%	3%	5%
<b>11th grade</b>	<b>70%</b>	<b>20%</b>	<b>7%</b>	<b>3%</b>
African American	44%	38%	13%	6%
Asian/Pacific Islander	70%	20%	0%	10%
Spanish/Hispanic	77%	18%	3%	3%
White	67%	20%	9%	3%
<b>All Grades</b>	<b>76%</b>	<b>13%</b>	<b>4%</b>	<b>7%</b>

## Parental Disapproval-2

How wrong do your parents feel it would be for you to smoke marijuana?

	<u>Very wrong</u>	<u>Wrong</u>	<u>A little bit wrong</u>	<u>Not at all wrong</u>
<b>6th grade</b>	<b>83%</b>	<b>7%</b>	<b>3%</b>	<b>6%</b>
African American	90%	5%	0%	5%
Asian/Pacific Islander	82%	18%	0%	0%
Spanish/Hispanic	78%	8%	4%	10%
White	90%	4%	2%	3%
<b>8th grade</b>	<b>76%</b>	<b>10%</b>	<b>4%</b>	<b>10%</b>
African American	73%	0%	0%	27%
Asian/Pacific Islander	67%	11%	11%	11%
Spanish/Hispanic	66%	14%	6%	14%
White	86%	6%	3%	5%
<b>11th grade</b>	<b>63%</b>	<b>20%</b>	<b>8%</b>	<b>9%</b>
African American	38%	19%	13%	31%
Asian/Pacific Islander	63%	21%	11%	5%
Spanish/Hispanic	63%	23%	6%	8%
White	65%	18%	9%	8%
<b>All Grades</b>	<b>75%</b>	<b>12%</b>	<b>5%</b>	<b>9%</b>

How wrong do your parents feel it would be for you to use prescription drugs not prescribed to you?

	<u>Very wrong</u>	<u>Wrong</u>	<u>A little bit wrong</u>	<u>Not at all wrong</u>
<b>6th grade</b>	<b>83%</b>	<b>8%</b>	<b>2%</b>	<b>6%</b>
African American	84%	5%	0%	11%
Asian/Pacific Islander	73%	27%	0%	0%
Spanish/Hispanic	78%	10%	3%	9%
White	90%	5%	2%	3%
<b>8th grade</b>	<b>76%</b>	<b>11%</b>	<b>5%</b>	<b>8%</b>
African American	80%	7%	0%	13%
Asian/Pacific Islander	56%	17%	17%	11%
Spanish/Hispanic	69%	13%	7%	12%
White	85%	8%	3%	4%
<b>11th grade</b>	<b>73%</b>	<b>17%</b>	<b>5%</b>	<b>5%</b>
African American	56%	19%	13%	13%
Asian/Pacific Islander	50%	15%	15%	20%
Spanish/Hispanic	72%	19%	3%	6%
White	77%	16%	5%	1%
<b>All Grades</b>	<b>77%</b>	<b>12%</b>	<b>4%</b>	<b>7%</b>

## Parental Disapproval-3

How wrong do your parents feel it would be for you to use synthetic drugs (like K2, Spice, herbal incense)?

	<u>Very wrong</u>	<u>Wrong</u>	<u>A little bit wrong</u>	<u>Not at all wrong</u>
<b>6th grade</b>	<b>84%</b>	<b>8%</b>	<b>1%</b>	<b>7%</b>
African American	89%	0%	5%	5%
Asian/Pacific Islander	73%	27%	0%	0%
Spanish/Hispanic	81%	9%	0%	9%
White	89%	5%	2%	4%
<b>8th grade</b>	<b>76%</b>	<b>11%</b>	<b>4%</b>	<b>9%</b>
African American	73%	13%	0%	13%
Asian/Pacific Islander	61%	17%	11%	11%
Spanish/Hispanic	72%	11%	4%	13%
White	82%	9%	4%	5%
<b>11th grade</b>	<b>78%</b>	<b>18%</b>	<b>2%</b>	<b>2%</b>
African American	67%	7%	13%	13%
Asian/Pacific Islander	70%	20%	5%	5%
Spanish/Hispanic	74%	22%	1%	3%
White	82%	15%	1%	1%
<b>All Grades</b>	<b>80%</b>	<b>12%</b>	<b>3%</b>	<b>6%</b>





## Peer Disapproval-1

How wrong do your friends feel it would be for you to have one or two drinks of an alcoholic beverage nearly every day?

	<u>Very wrong</u>	<u>Wrong</u>	<u>A little bit wrong</u>	<u>Not at all wrong</u>
<b>6th grade</b>	<b>69%</b>	<b>18%</b>	<b>5%</b>	<b>8%</b>
African American	58%	16%	21%	5%
Asian/Pacific Islander	64%	18%	18%	0%
Spanish/Hispanic	65%	20%	3%	12%
White	76%	15%	4%	4%
<b>8th grade</b>	<b>44%</b>	<b>32%</b>	<b>11%</b>	<b>14%</b>
African American	21%	50%	0%	29%
Asian/Pacific Islander	50%	0%	22%	28%
Spanish/Hispanic	34%	36%	13%	17%
White	54%	30%	9%	8%
<b>11th grade</b>	<b>25%</b>	<b>28%</b>	<b>25%</b>	<b>22%</b>
African American	6%	44%	13%	38%
Asian/Pacific Islander	28%	44%	22%	6%
Spanish/Hispanic	26%	25%	23%	25%
White	26%	27%	27%	20%
<b>All Grades</b>	<b>47%</b>	<b>26%</b>	<b>13%</b>	<b>14%</b>

How wrong do your friends feel it would be for you to smoke tobacco?

	<u>Very wrong</u>	<u>Wrong</u>	<u>A little bit wrong</u>	<u>Not at all wrong</u>
<b>6th grade</b>	<b>77%</b>	<b>15%</b>	<b>3%</b>	<b>6%</b>
African American	65%	20%	10%	5%
Asian/Pacific Islander	64%	27%	9%	0%
Spanish/Hispanic	75%	15%	3%	8%
White	81%	12%	3%	4%
<b>8th grade</b>	<b>55%</b>	<b>24%</b>	<b>9%</b>	<b>12%</b>
African American	31%	31%	8%	31%
Asian/Pacific Islander	59%	0%	29%	12%
Spanish/Hispanic	48%	31%	6%	16%
White	65%	19%	9%	6%
<b>11th grade</b>	<b>36%</b>	<b>28%</b>	<b>19%</b>	<b>18%</b>
African American	25%	25%	19%	31%
Asian/Pacific Islander	56%	17%	22%	6%
Spanish/Hispanic	39%	31%	13%	17%
White	32%	27%	24%	18%
<b>All Grades</b>	<b>57%</b>	<b>22%</b>	<b>10%</b>	<b>11%</b>

## Peer Disapproval-2

How wrong do your friends feel it would be for you to smoke marijuana?

	<u>Very wrong</u>	<u>Wrong</u>	<u>A little bit wrong</u>	<u>Not at all wrong</u>
<b>6th grade</b>	<b>79%</b>	<b>11%</b>	<b>3%</b>	<b>7%</b>
African American	79%	16%	0%	5%
Asian/Pacific Islander	73%	18%	9%	0%
Spanish/Hispanic	74%	12%	4%	10%
White	87%	7%	2%	4%
<b>8th grade</b>	<b>52%</b>	<b>22%</b>	<b>11%</b>	<b>14%</b>
African American	36%	14%	21%	29%
Asian/Pacific Islander	65%	6%	12%	18%
Spanish/Hispanic	40%	28%	11%	22%
White	64%	19%	11%	6%
<b>11th grade</b>	<b>28%</b>	<b>19%</b>	<b>19%</b>	<b>34%</b>
African American	6%	31%	13%	50%
Asian/Pacific Islander	39%	28%	22%	11%
Spanish/Hispanic	27%	20%	19%	33%
White	31%	14%	20%	35%
<b>All Grades</b>	<b>54%</b>	<b>17%</b>	<b>11%</b>	<b>18%</b>

How wrong do your friends feel it would be for you to use prescription drugs not prescribed to you?

	<u>Very wrong</u>	<u>Wrong</u>	<u>A little bit wrong</u>	<u>Not at all wrong</u>
<b>6th grade</b>	<b>81%</b>	<b>11%</b>	<b>2%</b>	<b>7%</b>
African American	79%	16%	0%	5%
Asian/Pacific Islander	64%	27%	9%	0%
Spanish/Hispanic	78%	11%	2%	9%
White	86%	9%	1%	4%
<b>8th grade</b>	<b>55%</b>	<b>26%</b>	<b>8%</b>	<b>11%</b>
African American	43%	36%	7%	14%
Asian/Pacific Islander	59%	12%	18%	12%
Spanish/Hispanic	46%	32%	6%	16%
White	64%	22%	8%	6%
<b>11th grade</b>	<b>47%</b>	<b>23%</b>	<b>17%</b>	<b>13%</b>
African American	31%	25%	19%	25%
Asian/Pacific Islander	47%	18%	35%	0%
Spanish/Hispanic	49%	23%	13%	16%
White	48%	23%	18%	11%
<b>All Grades</b>	<b>61%</b>	<b>20%</b>	<b>9%</b>	<b>10%</b>

## Peer Disapproval-3

How wrong do your friends feel it would be for you to use synthetic drugs (like K2, Spice, herbal incense)?

	<u>Very wrong</u>	<u>Wrong</u>	<u>A little bit wrong</u>	<u>Not at all wrong</u>
<b>6th grade</b>	<b>79%</b>	<b>12%</b>	<b>2%</b>	<b>7%</b>
African American	83%	11%	0%	6%
Asian/Pacific Islander	64%	27%	9%	0%
Spanish/Hispanic	77%	12%	2%	8%
White	82%	11%	2%	5%
<b>8th grade</b>	<b>59%</b>	<b>23%</b>	<b>7%</b>	<b>12%</b>
African American	64%	14%	0%	21%
Asian/Pacific Islander	63%	6%	19%	13%
Spanish/Hispanic	54%	24%	5%	16%
White	62%	24%	8%	6%
<b>11th grade</b>	<b>51%</b>	<b>26%</b>	<b>12%</b>	<b>11%</b>
African American	31%	31%	25%	13%
Asian/Pacific Islander	50%	22%	28%	0%
Spanish/Hispanic	56%	21%	10%	14%
White	50%	29%	11%	10%
<b>All Grades</b>	<b>63%</b>	<b>20%</b>	<b>7%</b>	<b>10%</b>

## 2013 IYS Data Quiz:

During the past 30 days did you drink one or more drinks of an alcoholic beverage?

Alcohol	6 <sup>th</sup>	8 <sup>th</sup>	11 <sup>th</sup>
What % of students say "1 or more days"			
What % I would be happy with			

During the past 30 days did you smoke part or all of a cigarette?

Tobacco	6 <sup>th</sup>	8 <sup>th</sup>	11 <sup>th</sup>
What % of students say "1 or more days"			
What % I would be happy with			

During the past 30 days have you used marijuana or hashish?

Marijuana	6 <sup>th</sup>	8 <sup>th</sup>	11 <sup>th</sup>
What % of students say "1 or more days"			
What % I would be happy with			

During the past 30 days have you used prescription drugs not prescribed to you??

Prescription Drugs	6 <sup>th</sup>	8 <sup>th</sup>	11 <sup>th</sup>
What % of students say "1 or more days"			
What % I would be happy with			

During the past 30 days have you used synthetic drugs like K2, Spice, or herbal incense?

Synthetic drugs	6 <sup>th</sup>	8 <sup>th</sup>	11 <sup>th</sup>
What % of students say "1 or more days"			
What % I would be happy with			

In the areas of **Risk of Harm**, **Parental Disapproval**, and **Peer Disapproval**, how do you think Whites, Blacks, Hispanics, and Asians will compare?